

Filter Housing AG Standard

The aluminium standard filter housings with econometer and float controlled drain are designed for the purification of compressed air and gases. Due to the modular design of the housings different filter elements can be used.

Product Description:

AG standard housings are designed for the purification of compressed air and gases in an industrial operation. The housings are made out of three parts and due to an optimized construction, offer low differential pressures at high flow rates and as a standard equipped with an econometer and a float type drain. A multitude of housings with different connections allow to match the requirements of the application, e.g. the compressor size.

This product series offers 14 different housings ranging from a volume flow of 20 m³/h to 2880 m³/h (related to 7 bar (ü) and 20°C).

The AG standard housings conforms to the requirements of the European directive 97/23/EG for pressure vessels



Technical Data

Features:	Benefits:
Housing made out three parts	Savings in installation and maintenance
Acoustic alarm signal	Maximum safety
Optimized housing construction for best flow velocity	Determines the cost optimum point of time to exchange the filter element

Materials:	
Filter housing	Aluminium die cast resp. mold cast
Screw locking ring with acoustic warning signal	Aluminium
Econometer differential pressure gauge	Plastic
Float type drain: 0002-0072 0108-0288	Plastic and brass Aluminium die cast and stainless steel
Sealing	Parting compound free o-ring made of Perbunan

Maximum operating pressure:	
0002 - 0288	16 bar

Surface finish:
Polyester resin coating

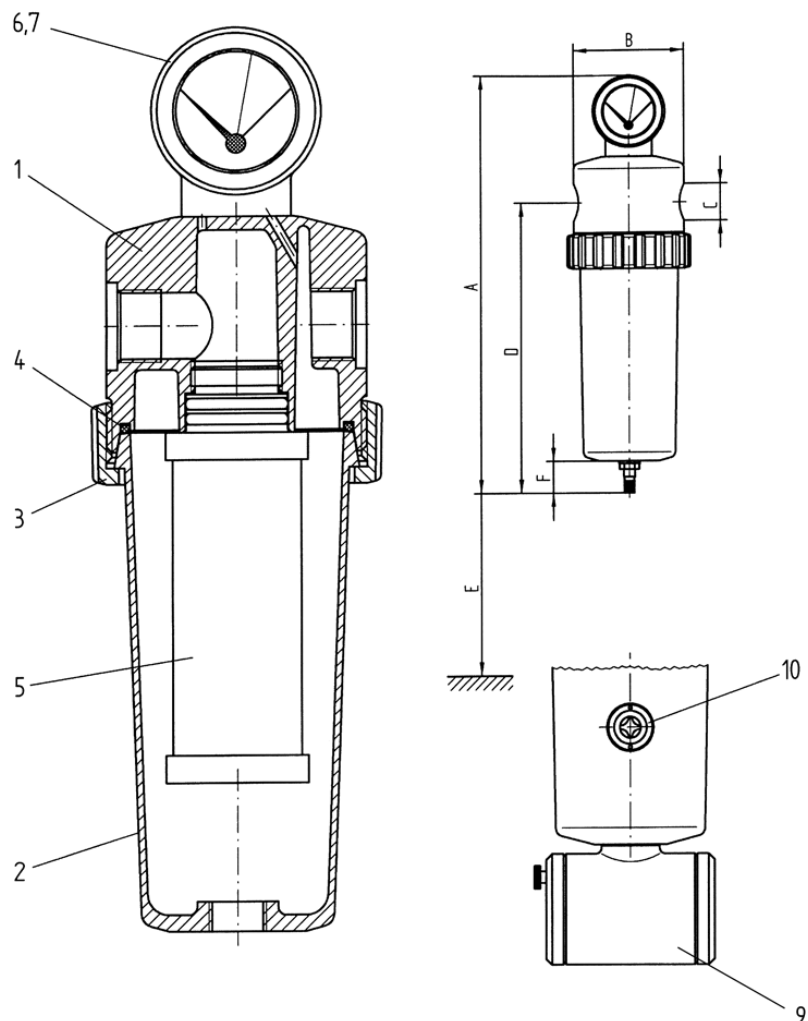
Maximum operating temperature:
+1°C / +65°C

Connection:
1/4" to 3" BSP

Technical alterations reserved (R01/ 2004/11/02)

Industrial filter AG 0002-0288

Pos.	Piece	Description
10 0108-0288	1	sight glass R 1"
9 0108-0288	1	drain UFM-P
8 0002-0072	1	drain KA
7 0048-0288	1	econometer NG 80
6 0002-0036	1	econometer NG 50
5	1	filter element
4	1	housing O-ring
3	1	screw locking ring
2	1	lower housing bowl
1	1	upper housing bowl



Maximum operating pressure:	16 bar
Test pressure:	22.88 bar
Maximum operating temperature:	+1°C / +65°C
Design-temperature:	120°C
Material:	AG 0002 - 0036 EN AC-AISI 12 (Fe) AG 0048 - 0288 EN AC-AISI 7 Mg 0.3
Paint coat:	polyester resin coating

Classification acc. to 97 / 23 / EG for fluids group 2	
AG 0002 - 0036	Art. 3, par. 3
AG 0048 - 0192	Cat. I
AG 0288	Cat. II

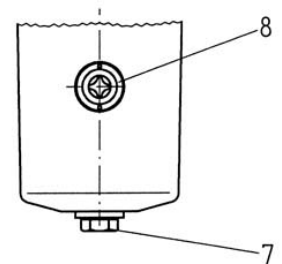
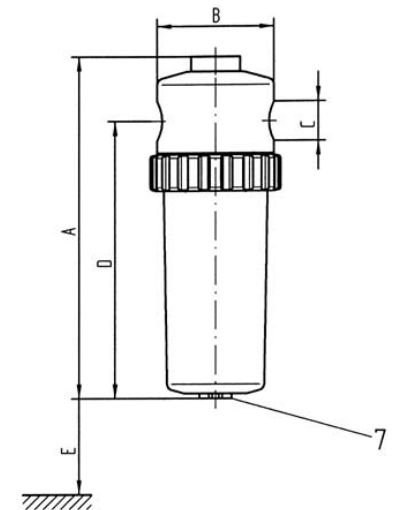
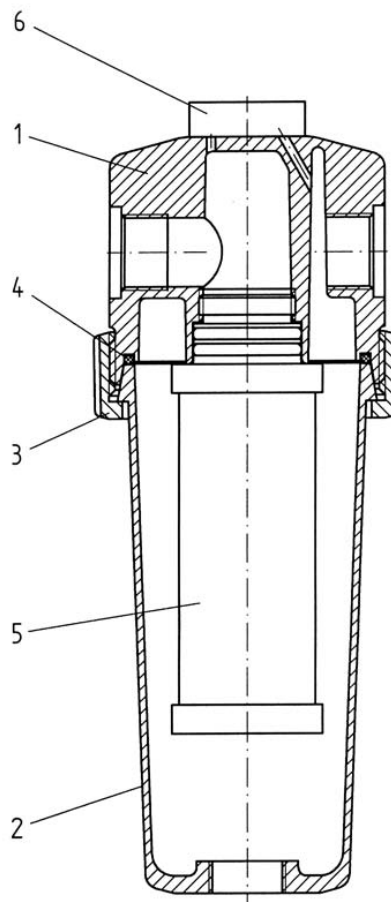
Housing size	Volume (l)	Weight* (kg)	A mm	ø B mm	C	D mm	E mm	F mm	Element size
0002	0.35	1.0	285	70	G ¼	190	75	25	02/05
0004	0.35	1.0	285	70	G ⅜	190	90	25	03/05
0006	0.5	1.5	335	80	G ⅜	220	90	25	03/10
0009	0.5	1.5	335	80	G ½	220	120	25	04/10
0012	0.9	1.9	360	95	G ½	245	120	25	04/20
0018	0.9	1.9	360	95	G ¾	245	150	25	05/20
0027	1.4	2.2	430	110	G 1	310	150	25	05/25
0036	1.4	2.2	430	110	G 1¼	310	200	25	07/25
0048	4.5	6.5	585	150	G 1½	415	200	25	07/30
0072	4.5	6.5	585	150	G 2	415	280	25	10/30
0108	6.0	10.0	795	160	G 2	625	450	105	15/30
0144	7.5	12.6	935	180	G 2½	755	580	105	20/30
0192	9.7	13.7	1185	180	G 3	1005	850	105	30/30
0288	18.0	20.0	1195	210	G 3	1015	850	105	30/50

* without filter element

Industrial filter AG 0002-0288 A

Pos.	Piece	Description
8 0108-0288	1	sight glass R 1"
7	1	screw plug
6	1	cap
5	1	filter element
4	1	housing O-ring
3	1	screw locking ring
2	1	lower housing bowl
1	1	upper housing bowl

Maximum operating pressure:	16 bar
Test pressure:	22.88 bar
Maximum operating temperature:	+1°C / +65°C
Design-temperature:	120°C
Material:	AG 0002 - 0036 EN AC-AISI 12 (Fe) AG 0048 - 0288 EN AC - AISi 7 Mg 0.3
Paint coat:	polyester resin coating



Classification acc. to 97 / 23 / EG for fluids group 2	
AG 0002 - 0036	Art. 3, par. 3
AG 0048 - 0192	Cat. I
AG 0288	Cat. II

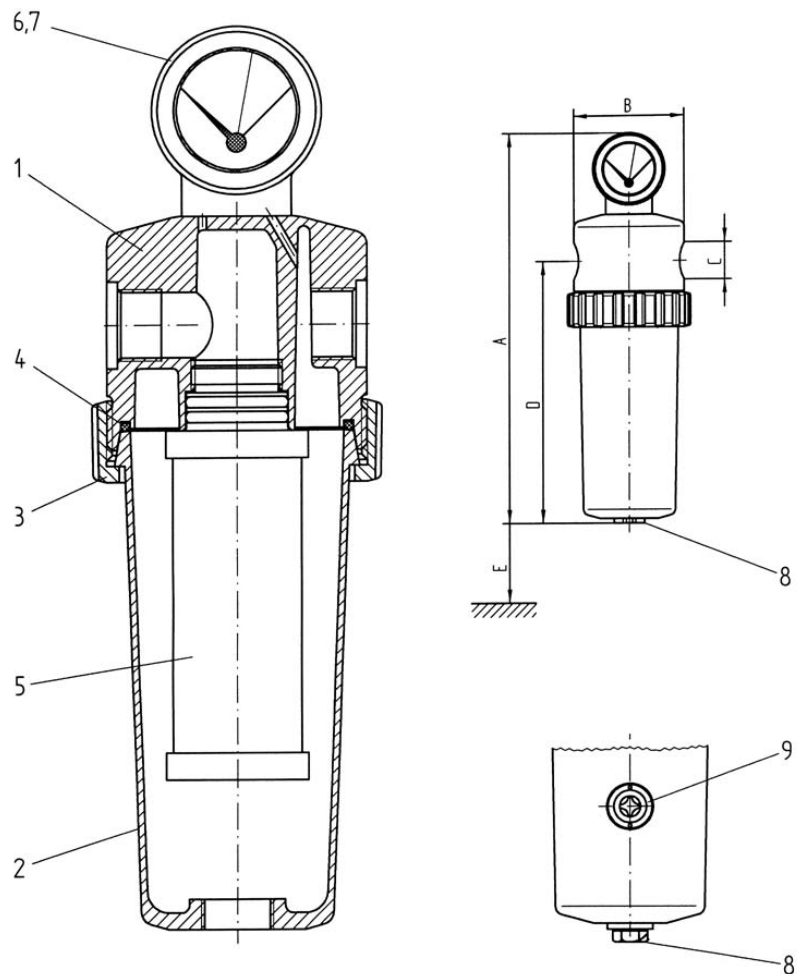
Housing size	Volume (l)	Weight* (kg)	A mm	ø B mm	C	D mm	E mm	Element size
0002	0.35	0.6	210	70	G ¼	170	75	02/05
0004	0.35	0.6	210	70	G ⅜	170	90	03/05
0006	0.5	1.1	260	80	G ⅜	200	90	03/10
0009	0.5	1.1	260	80	G ½	200	120	04/10
0012	0.9	1.6	280	95	G ½	225	120	04/20
0018	0.9	1.6	280	95	G ¾	225	150	05/20
0027	1.4	1.9	355	110	G 1	290	150	05/25
0036	1.4	1.9	355	110	G 1¼	290	200	07/25
0048	4.5	5.2	470	150	G 1½	395	200	07/30
0072	4.5	5.2	470	150	G 2	395	280	10/30
0108	6.0	7.4	610	160	G 2	535	450	15/30
0144	7.5	10.0	750	180	G 2½	665	580	20/30
0192	9.7	11.1	1000	180	G 3	915	850	30/30
0288	18.0	17.1	1010	210	G 3	925	850	30/50

* without filter element

Industrial filter AG 0002-0288 S

Pos.	Piece	Description
9 0108-0288	1	sight glass R 1"
8	1	screw plug
7 0048-0288	1	econometer NG 80
6 0002-0036	1	econometer NG 50
5	1	filter element
4	1	housing O-ring
3	1	screw locking ring
2	1	lower housing bowl
1	1	upper housing bowl

Maximum operating pressure:	16 bar
Test pressure:	22.88 bar
Maximum operating temperature:	+1°C / +65°C
Design-temperature:	120°C
Material:	AG 0002 - 0036 EN AC-AISI 12 (Fe) AG 0048 - 0288 EN AC-AISI 7 Mg 0.3
Paint coat:	polyester resin coating



Classification acc. to 97 / 23 / EG for fluids group 2	
AG 0002 - 0036	Art. 3, par. 3
AG 0048 - 0192	Cat. I
AG 0288	Cat. II

Housing size	Volume (l)	Weight* (kg)	A mm	øB mm	C	D mm	E mm	Element size
0002	0.35	1.0	265	70	G 1/4	170	75	02/05
0004	0.35	1.0	265	70	G 3/8	170	90	03/05
0006	0.5	1.5	315	80	G 3/8	200	90	03/10
0009	0.5	1.5	315	80	G 1/2	200	120	04/10
0012	0.9	1.9	340	95	G 1/2	225	120	04/20
0018	0.9	1.9	340	95	G 3/4	225	150	05/20
0027	1.4	2.2	410	110	G 1	290	150	05/25
0036	1.4	2.2	410	110	G 1 1/4	290	200	07/25
0048	4.5	6.5	565	150	G 1 1/2	395	200	07/30
0072	4.5	6.5	565	150	G 2	395	280	10/30
0108	6.0	8.7	705	160	G 2	535	450	15/30
0144	7.5	11.3	845	180	G 2 1/2	665	580	20/30
0192	9.7	12.4	1095	180	G 3	915	850	30/30
0288	18.0	18.4	1105	210	G 3	925	850	30/50

* without filter element